



Purpose of the Cycling Code

The Cycling Code is a set of rules that governs the way in which cycling should be carried out. It is designed to ensure the safety of all cyclists and to promote the enjoyment of the sport. The code covers a wide range of issues, including the use of the road, the use of cycle paths, and the use of cycle lanes. It also covers the use of cycle helmets and the use of cycle lights. The code is intended to be a guide for all cyclists, and it is hoped that it will help to reduce the number of cycling accidents and injuries.

Cyclists

Cyclists are the primary users of the Cycling Code. They are responsible for ensuring that they are fully aware of the code and that they are following it at all times. Cyclists should also be aware of the responsibilities of other road users, such as drivers and pedestrians. It is important for cyclists to be courteous and to give way to other road users when necessary. Cyclists should also be aware of the importance of wearing a cycle helmet and using cycle lights.

Drivers/operators

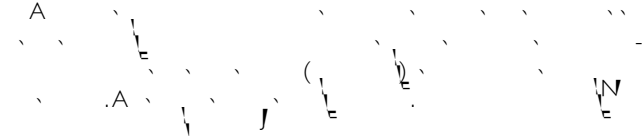
Drivers/operators are also responsible for ensuring that they are aware of the Cycling Code and that they are following it at all times. They should be aware of the rights of cyclists and should give way to them when necessary. Drivers/operators should also be aware of the importance of wearing seatbelts and using mobile phones safely. It is important for drivers/operators to be courteous and to give way to other road users when necessary.

Employers

Employers are responsible for ensuring that their employees are aware of the Cycling Code and that they are following it at all times. They should provide training and support to their employees to help them to understand the code and to follow it correctly. Employers should also be aware of the importance of providing a safe working environment for their employees. It is important for employers to be courteous and to give way to other road users when necessary.



Journey planning (route planning tools)



Governance group for developing the code



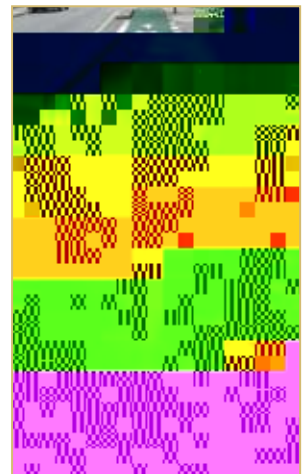
Develop training offer (supporting FORS DCPC and developing FTA DCPC module)



Support Met Police in developing enforcement and awareness activities ('Exchanging Places')



Develop agreed position on vehicle engineering/street furniture (and funding pot)



Annex 1

Top tips for cyclists


1 Know the law and observe it

The law is clear that as road users, cyclists are bound by all the same rules as motorised vehicles. Whether this relates to alcohol, roadworthiness or traffic signals, failure to observe the law puts both cyclists and other road users in harm's way.

2 Leave that lorry alone



3 Make eye contact



4 Look behind you



5 Look ahead



6 Ride on the road, not the gutter!



7 Don't be floored by car doors

8 Make your intentions clear

9 Cover your brakes

10 Lights


11 Cycle training

12 Be seen

13 Stay sober

14 Listen

15 Remember that large vehicles move to the right before turning left



Top tips for operators/transport managers

- 1 Consider using a Fresnel lens or class VI mirror to reduce the remaining blind spots



- 2 If you currently use an exemption for sideguards think about whether you need to



- 3 Make sure drivers regularly check the field of view of their mirrors as part of the daily walk around check




- 4 Send drivers on Driver CPC for safer driving in London as part of TfL's FORS programme



- 5 Train drivers to look over the dash

Annex 2



Freight Transport Association Limited
Hermes House
St John's Road
Tunbridge Wells
Kent
TN4 9UZ

Telephone: 01892 526171
Fax: 01892 534989
Website: www.fta.co.uk
Registered in England Number 391957
©FTA 06.11/GT