







SESSION 1:



ACTIVITIES TO SUPPORT LEARNING	LEARNING OUTCOMES	DIFFERENTIATION & RESOURCES
<p>1. J</p> <p>2. F</p> <p>3.</p> <p>3a.</p> <p>4.</p> <p>4a.</p>		

SESSION 2:

ACTIVITIES TO SUPPORT LEARNING	LEARNING OUTCOMES	DIFFERENTIATION & RESOURCES
 <p>Handwriting practice sheet for the letter 'y'. The page is filled with various examples of the letter 'y' in different sizes and orientations, some with arrows indicating stroke direction. There are three horizontal blue lines for writing practice. The first line has a 'y' written on it. The second line has a 'y' written on it. The third line has a 'y' written on it. There are also some scattered 'y's and 'Y's throughout the page.</p>		

SESSION 3:




ACTIVITIES TO SUPPORT LEARNING	LEARNING OUTCOMES	DIFFERENTIATION & RESOURCES
<p>1. </p> <p>2. </p> <p>3. </p> <p>3a. </p>	<p></p>	<p></p> <p>UN4E306,</p> <p>UN4E307,</p>


SESSION 4:



ACTIVITIES TO SUPPORT LEARNING



LEARNING OUTCOMES



DIFFERENTIATION & RESOURCES

> UN4E308